

# The Toyota Celica Coupe





**Keeps up sports car performance without sports car upkeep.**

The Celica is a performance coupé that leaves most sports cars standing when it comes to running costs and reliability.

0-50 in 8.3 seconds and 109 mph\* shows a keen sense of sportiness.

41.3 mpg at a constant 50 mph (Autocar Road Test, under test conditions), shows a keen sense of economy.




With two twin-choke carburetors and 113 bhp (SAE), the Celica has the sort of engine most sports car owners would love to get their hands on.

But don't let them. The Celica engine stays in tune without constant tinkering.

If you really want to be one up on the competition, you can choose the Celica with a 5-speed gearbox.






But that's the only extra you pay extra for.

If you do a lot of motorway driving you'll find the extra gear better in the long run.

When it comes to equipment, the Celica can make many sports cars appear very basic.

How many sports cars live up to these standards:

The Celica has a push-button radio built into the fascia. It features a tamper-proof electro-magnetic aerial



release—it pops up as you switch on.

The seats are cloth covered for cool comfort. Front seats are fully reclining and have built in head restraints—a point in favour of safety as well as comfort.

The wheels are pressed-steel, and wide—with radial tyres.

There's tinted glass to ease the glare from your eyes.

And when it rains you can choose the speed the wipers work at. If it rains hard, they work harder.

Other equipment includes: 3-speed heater/demister, locking filler cap, electric washers, reversing lights, hazard warning lights, four headlamps.




\*Top speed Celica 5-speed 109 mph



Top speed Celica 4-speed 105 mph






## Specification Toyota Celica 1600 Coupe ST

### Engine:

Model:	4-cylinder, ohv, aluminium alloy crossflow head
Bore & Stroke:	85 mm/70 mm
Cubic capacity:	1588 cc
Compression ratio:	9.4:1
Max. Horsepower (SAE)	113 bhp @ 6000 rpm
Max. Torque (SAE)	109 ft/lb @ 4200 rpm
Carburettor:	Twin 2-barrel downdraught
Battery:	12 volts 50 amp/hr
Alternator:	12 volts 40 amp
Fuel capacity:	11 galls



### Transmission:

Box:	Manual 4 or 5 speed, all synchro, floor shift.
Ratios:	4 speed: 1st-3.587; 2nd-2.022; 3rd-1.384; 4th-1.000. Rev-3.484 5 speed: Ratios are as above +5th-0.861
Clutch:	Single dry plate 7.5 ins. dia.

### Rear Axle:

Type:	Semi-floating hypoid
Final Drive Ratio:	3.909:1 (4 speed) 4.111:1 (5 speed)

### Steering:

Type:	Recirculating ball.
Steering ratio:	18.18:1

### Brakes:

Type:	Disc front/Drum rear. Servo assisted.
Diameter:	9 ins. front/9 ins. rear.

### Suspension, Body & Tyres:

Front suspension:	Independent, MacPherson struts with lower wishbones, and anti-roll bar.
Rear suspension:	Live axle, 4 link location, lateral rod, coil springs, telescopic shock absorbers.
Body:	Unit construction 2 door fastback.
Tyres:	165-13 radials
Wheels:	4½Jx13

CST/74/1

### Dimensions & Weights:

Wheel base:	7 ft 11.5 ins.
Track front:	4 ft 2.4 ins.
Overall length:	13 ft 7.9 ins.
Overall width:	5 ft 3 ins.
Overall height:	4 ft 3.6 ins.
Ground clearance:	6.9 ins.
Kerb weight:	2170 lbs.
Minimum turn circle:	31 ft 6 ins.

### Performance:

	5 speed	4 speed
Max. speed:	109 mph	105 mph
Max. cruising speed:	90 mph	87 mph

(All performance figures are approximate.)

### Equipment:

Tinted glass all round · Metallic paintwork (no cost option) · Carpets · Reclining front seats with head restraints · Push button AM radio · Electro-magnetic aerial release · Clock · Two-speed wipers · Electric windscreen washers · Three-speed heater/demister · Flow through ventilation · Heated rear window · Cigar lighter · Lockable glove compartment · Simulated wood fascia · Tachometer · Centre console · Night mirror · Steering lock · Alternator · Hazard warning lights · Reversing lights · Headlamp flasher · Lockable petrol cap · Door safety lights · Comprehensive tool kit · Inspection lamp · Radial tyres

Seat belts and number plates not included as standard equipment. Toyota reserves the right to alter prices and any details of specification and equipment without notice.

TOYOTA (G.B.) LIMITED, 320 PURLEY WAY, CROYDON, SURREY CR0 4XJ. Tel: 01-681 1921.

**TOYOTA.**

The only trouble you'll have is choosing.



**CELICA**

